

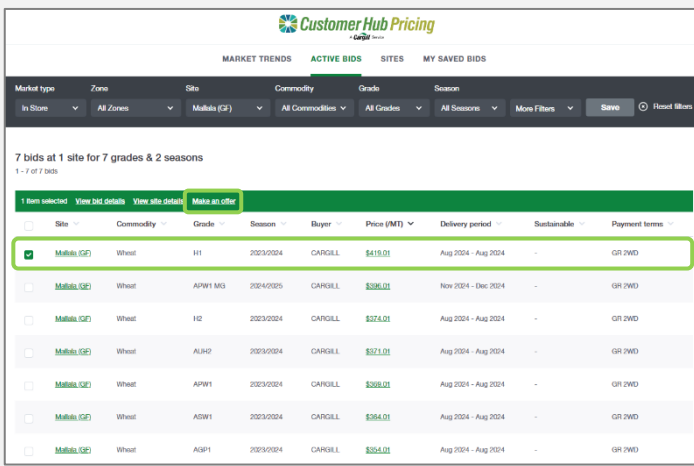
Make an Offer for Contract

Put forward an offer for a contract in the Customer Hub on behalf of you clients. Set the terms of your offer in the form provided. Offers submitted in the Customer Hub are considered firm. If a bid at an equal or greater price matches the specifications of your offer, the offer will automatically transact.

To submit an offer, log into the Customer Hub, and navigate to Manage Clients. In the approved tab, select the clients you want to work with and click 'Select Clients' in the green activity bar.

1. Access the 'Offer for contract' form via one of two ways:

1. Via Customer Hub Pricing – Bid Details



Customer Hub Pricing

MARKET TRENDS ACTIVE BIDS SITES MY SAVED BIDS

Market type Zone Site Commodity Grade Season

In Store All Zones Mills (C) All Commodities All Grades All Seasons More Filters Save Reset filters

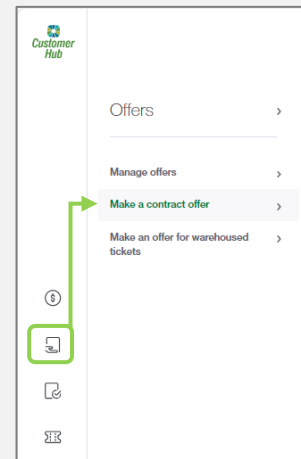
7 bids at 1 site for 7 grades & 2 seasons
1 - 7 of 7 bids

1 item selected View bid details View site details **Make an offer**

<input type="checkbox"/>	Site	Commodity	Grade	Season	Buyer	Price (MT)	Delivery period	Sustainable	Payment terms
<input checked="" type="checkbox"/>	Mills (C)	Wheat	H1	2023/2024	CARGILL	\$419.01	Aug 2024 - Aug 2024	-	QR 2WD
<input type="checkbox"/>	Mills (C)	Wheat	APW1 M3	2024/2025	CARGILL	\$396.01	Nov 2024 - Dec 2024	-	QR 2WD
<input type="checkbox"/>	Mills (C)	Wheat	H2	2023/2024	CARGILL	\$374.01	Aug 2024 - Aug 2024	-	QR 2WD
<input type="checkbox"/>	Mills (C)	Wheat	ALRD	2023/2024	CARGILL	\$371.01	Aug 2024 - Aug 2024	-	QR 2WD
<input type="checkbox"/>	Mills (C)	Wheat	APW1	2023/2024	CARGILL	\$369.01	Aug 2024 - Aug 2024	-	QR 2WD
<input type="checkbox"/>	Mills (C)	Wheat	ADW1	2023/2024	CARGILL	\$364.01	Aug 2024 - Aug 2024	-	QR 2WD
<input type="checkbox"/>	Mills (C)	Wheat	AGP1	2023/2024	CARGILL	\$354.01	Aug 2024 - Aug 2024	-	QR 2WD

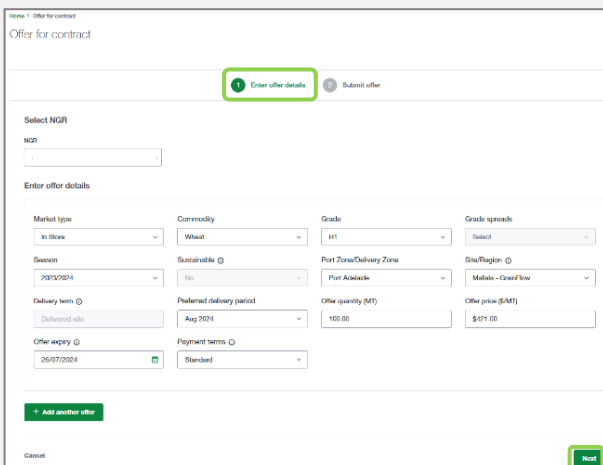
Open Customer Hub Pricing and use the filters to locate the required bid. Select the item in the table and click 'Make an Offer' in the green activity bar.

2. Via Customer Hub – Left hand side menu:



Open the Customer Hub and click the 'Offers' icon in the left-hand side panel. Select 'Make a contract offer' from the pop out list.

2. Complete the 'Offer for contract' form



Home > Offer for contract

Offer for contract

1 Enter offer details 2 Submit offer

Select NGR

NGR

Enter offer details

Market type: In Store Commodity: Wheat Grade: H1 Grade spreads: Select

Season: 2023/2024 Sustainable: No Port Zone/Delivery Zone: Port Abateads Site/Region: Mills - GrainFlow

Delivery term: Delivered silo Preferred delivery period: Aug 2024 Offer quantity (MT): 100.00 Offer price (\$/MT): \$421.00

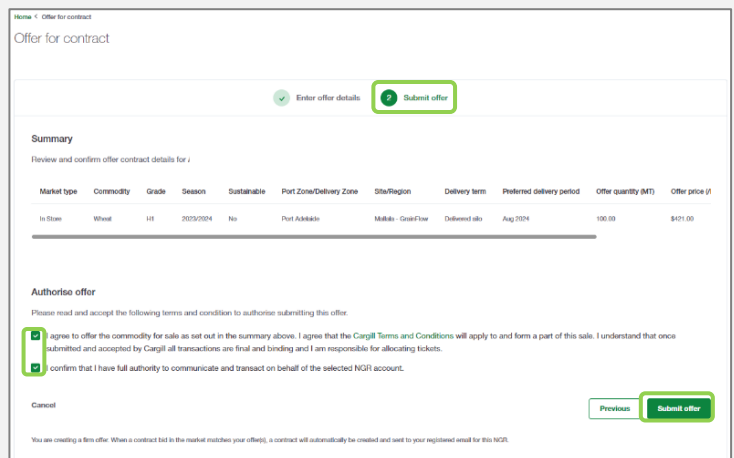
Offer expiry: 26/07/2024 Payment terms: Standard

+ Add another offer

Next

Complete the form by selecting the required NGR and entering the contract details for the offer.

Click 'Next'



Home > Offer for contract

Offer for contract

1 Enter offer details 2 **Submit offer**

Summary

Review and confirm offer contract details for:

Market type	Commodity	Grade	Season	Sustainable	Port Zone/Delivery Zone	Site/Region	Delivery term	Preferred delivery period	Offer quantity (MT)	Offer price (¢)
In Store	Wheat	H1	2023/2024	No	Port Abateads	Mills - GrainFlow	Delivered silo	Aug 2024	100.00	\$421.00

Authorise offer

Please read and accept the following terms and conditions to authorise submitting this offer.

I agree to offer the commodity for sale as set out in the summary above. I agree that the Cargill Terms and Conditions will apply to and form a part of this sale. I understand that once submitted and accepted by Cargill all transactions are final and binding and I am responsible for allocating tickets.

I confirm that I have full authority to communicate and transact on behalf of the selected NGR account.

Cancel Previous **Submit offer**

You are creating a firm offer. When a contract bid in the market matches your offer(s), a contract will automatically be created and sent to your registered email for this NGR.

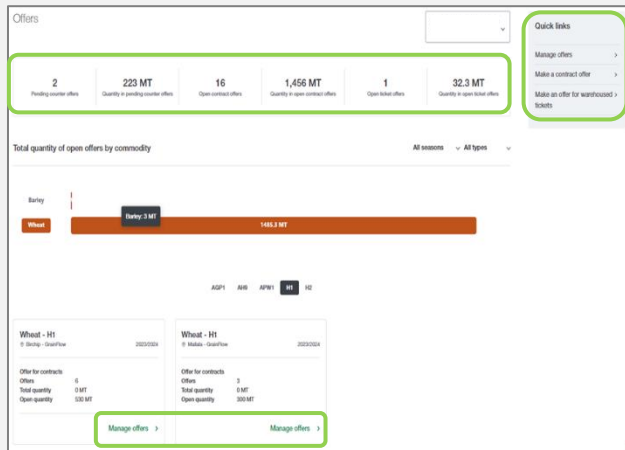
Review the offer details in the summary, authorise the offer by checking the boxes and click the green 'Submit Offer' button.

You will receive confirmation when an offer has been submitted successfully.

Managing Offers

View a summary of all your clients' open offers in the Customer Hub with the Offers dashboard. From here you can manage your offers by viewing the request details, amending, withdrawing, or duplicating existing offers. You will receive a notification when an offer has been accepted, is about to expire or if Cargill submit a counteroffer for you to review. To access the Offers Dashboard, click the 'Offers' tile on the Customer Hub home page.

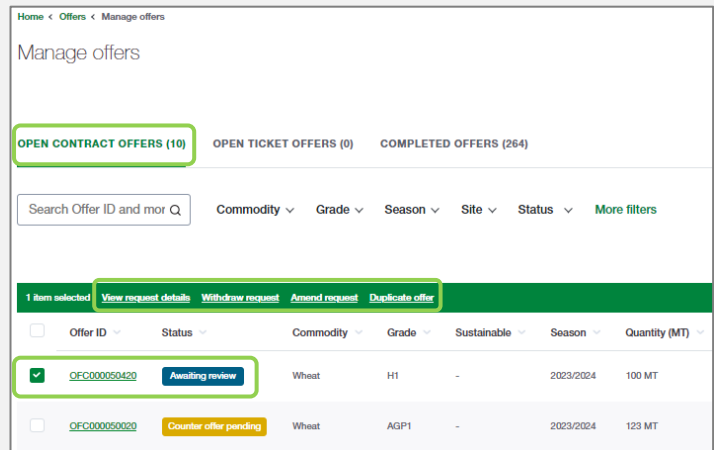
1. Viewing and managing offers:



The screenshot shows the 'Offers' dashboard. At the top, there are summary cards for 'Pending counter offers' (2), 'Quantity in pending counter offers' (223 MT), 'Open contract offers' (16), 'Quantity in open contract offers' (1,456 MT), 'Open ticket offers' (1), and 'Quantity in open ticket offers' (32.3 MT). Below this is a bar chart titled 'Total quantity of open offers by commodity' showing 'Wheat' with 1463.3 MT. A table below the chart shows details for 'Wheat - H1' offers, including total and open quantities. Quick links on the right include 'Manage offers', 'Make a contract offer', and 'Make an offer for warehoused tickets'.

The offers dashboard provides a summary view of all your open offers.

Use the quick links to request an offer for contract or warehoused tickets, or to manage open offers.

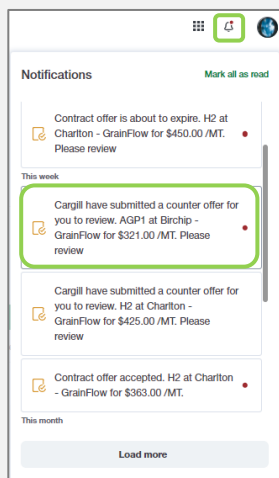


The screenshot shows the 'Manage offers' page. It has tabs for 'OPEN CONTRACT OFFERS (10)', 'OPEN TICKET OFFERS (0)', and 'COMPLETED OFFERS (264)'. A search bar and filters for 'Commodity', 'Grade', 'Season', 'Site', 'Status', and 'More filters' are present. A table lists offers with columns for 'Offer ID', 'Status', 'Commodity', 'Grade', 'Sustainable', 'Season', and 'Quantity (MT)'. Two offers are visible: one 'Awaiting review' (CFC000050420) and one 'Counter offer pending' (CFC000050020). A green activity bar above the table contains buttons for 'View request details', 'Withdraw request', 'Amend request', and 'Duplicate offer'.

In the 'Open contract offers' tab, select an item in the table and an option from the green activity bar:

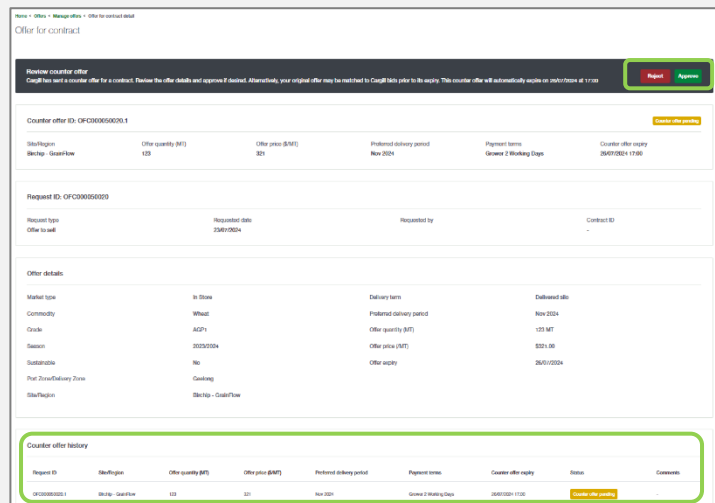
- View request: to view offer details.
- Withdraw request: to cancel the offer.
- Amend request: to update the offer details.
- Duplicate offer: to submit a similar offer.

2. Manage Counteroffers



The screenshot shows a notification email. The main notification states: 'Cargill have submitted a counter offer for you to review. AGP1 at Birchip - GrainFlow for \$321.00 /MT. Please review'. Other notifications include 'Contract offer is about to expire. H2 at Charlton - GrainFlow for \$450.00 /MT. Please review' and 'Contract offer accepted. H2 at Charlton - GrainFlow for \$363.00 /MT.' There is a 'Load more' button at the bottom.

1. If Cargill submit a counteroffer, you will receive a notification. Click the link in the notification to review the counteroffer. You can also review counter offers from the Manage Offers table.



The screenshot shows the 'Offer for contract' details page. It includes a 'Request counter offer' section with 'Request ID: CFC000050001' and a 'Counter offer ID: CFC000050001'. A table lists details for the counter offer, including 'StarRegion: Birchip - GrainFlow', 'Offer quantity (MT): 123', 'Offer price (\$/MT): 321', 'Preferred delivery period: Nov 2024', 'Payment terms: General Working Days', and 'Counter offer expiry: 26/01/2024 17:00'. Below this is an 'Other details' section with fields for 'Metal type', 'Commodity', 'Grade', 'Season', 'Sustainable', 'Substrate', 'Prefer 2nd/3rd delivery days', and 'StarRegion'. At the bottom, a 'Counter offer history' table shows the current counter offer and its status.

2. Review the counter offer details and either approve or reject with the buttons at the top of the page. Your original offer is still valid while the counter offer is pending. The counter offer history and change comments can be found at the bottom of the page